

L-SUSPENSION

steel, 60-120mm
Max load 20kN



Code	Kg	Art.no.	£
L-60-120	5.7	ST1050	67.64

H-SUSPENSION

steel
Max load 20kN



Code	Kg	Art.no.	£
H-150-300	6.7	ST1049	76.37
H-80-180	5.3	ST1048	67.64

GRATIN SUSPENSION

steel
Max load 20kN



Code	Kg	Art.no.	£
Gratin suspension	2.7	ST1043	59.46

BULB SUSPENSION

steel
Max load 20kN



Code	Kg	Art.no.	£
B- 160x8	1.6	ST1041	35.81
B- 200x9-12	1.6	ST1042	35.81

F-SUSPENSION

aluminium
Max load 20 kN



Code	Kg	Art.no.	£
F-suspension	2.5	ST1046	57.69

Delta System AS is not responsible for errors in printed data.

The parts list is valid from 23-02-2010

SLEEVE SUSPENSION

steel
Max load 20 kN



Code	Kg	Art.no.	£
Sleeve suspension	2.7	ST1044	44.76

CHAIN for scaffold

2T, galvanized



Code (m)	Kg	Art.no.	£
1.20	2.8	ST1018-1	19.34
LM	2.3	ST1018	16.03

SUSPENSION CLAMPS

steel
Max load 12 kN



Code	Kg	Art.no.	£
Suspension clamps	1.0	ST1045	28.41

SUSPENSION CLAMPS DOUBLE

steel
Max load 12 kN



Code	Kg	Art.no.	£
Suspension clamps dbl	2.2	ST1047	49.07

CLAMPS SK 49

steel
Used in pairs only
Max load (in pairs) 10 kN



Code	Kg	Art.no.	£
49	1.3	ST1025	13.37

Delta System AS is not responsible for errors in printed data.

The parts list is valid from 23-02-2010

CLAMPS GRAWLOCK

steel
Used in pairs only
Max load (in pairs) 12 kN



Code	Kg	Art.no.	£
Clamps Grawlock	1.5	ST1029	19.56

CLAMS FIXED

steel



Code	Kg	Art.no.	£
49/49	1.3	ST1021	4.95
49/60	2.0	ST1022	10.50

CLAMPS HINGED

steel



Code	Kg	Art.no.	£
49/49	1.2	ST1026	5.53
49/60	1.5	ST1027	11.72
49/76	1.7	ST1028	12.60
34/34	0.8	ST1033	8.95
49/34	1.0	ST1034	14.81
49/42	1.1	ST1036	14.81

CLAMPS SEMI

steel, Ø49



Code	Kg	Art.no.	£
KH 49	0.7	ST1023	4.53

CLAMPS FOR TUBULAR COUPLING


steel



Code	Kg	Art.no.	£
Clamps for tubular coupling	1.3	ST1068	8.62

BASE JACK

steel



Code	Kg	Art.no.	£
Base jack	0.7	ST1002	16.32

TUBULAR JOINT

steel, 23cm



Code	Kg	Art.no.	£
Tubular joint	0.8	ST1200	4.00

BASE BOARD IRON

steel



Code	Kg	Art.no.	£
Base board iron	0.6	ST1120	5.16

BEAM RIDER

steel



Code	Kg	Art.no.	£
Beam rider	4.7	ST1117	42.22

Delta System AS is not responsible for errors in printed data.

The parts list is valid from 23-02-2010

BEAM TENSIONER (clamps)

aluminium



Code	Kg	Art.no.	£
Beam tensioner	1,5	ST2112	24.43

BEAM COUPLING

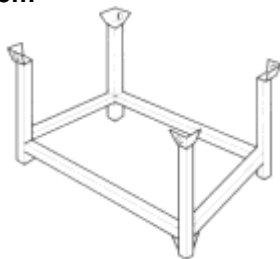
steel



Code	Kg	Art.no.	£
Beam coupling	1,5	R50000	10.74

STORE TAINER 1,5m

steel



Length x Width (m)	Kg	Art.no.	£
1.20x0.90	41.0	ZBM-523	121.16
1.20x0.90 enforced	47.5	ZBM-566	139.58

STORE TAINER for ZBM-566

steel



Length x Width (m)	Kg	Art.no.	£
1.04x0.90	40.4	ZBM-567	155.68

RATCHET

steel



Code	Kg	Art.no.	£
Ratchet	0.5	ST1010	64.11

T-COUPLING

steel



Code	Kg	Art.no.	£
T-coupling	0.8	ST1095	5.08

WALL FIXING (STAY, CLAMP, EYE BOLT)

steel



Code (m)	Kg	Art.no.	£
stay 0.60	0.7	ST1074	4.53
stay 0.80	0.9	ST1073	4.74
stay 1.00	1.0	ST1072	6.32
Clamp	0.6	ST1070	7.07
Eye bolt	0.1	ST1127	1.79

WALL TIE (TUBE + CLAMP FIXED)

steel



Length (m)	Kg	Art.no.	£
0.54	1.7	E286504	6.00
0.80	4.0	E2865085	10.63
1.00	4.2	ST2085	11.61
1.30	4.5	E2865135	12.21
Clamp fixed	1.3	ST1021	4.95

TUBULAR COUPLING

steel



Code	Kg	Art.no.	£
Tubular coupling	1.3	ST1069	4.64

T-BOLT and NUT (M.14 x M.70)



Code	Kg	Art.no.	£
T-bolt	0.1	ST1065	1.66
T-nut	0.0	ST1067	0.66

Delta System AS is not responsible for errors in printed data.

The parts list is valid from 23-02-2010

SIDEWALL LOCK

steel



Code	Kg	Art.no.	£
Sidewall lock	0.1	ST1059	1.05

SPLINT - HAIRPIN




Code	Kg	Art.no.	£
Splint - hairpin	0.0	ST1058	0.33

SCAFFOLD TUBE

aluminium, Ø48.3 x 6,5mm

steel galv, Ø48,3 x 3,25mm



Code	Kg	Art.no.	£
Scaffold tube alu	2.3	14087	14.89
Scaffold tube steel	4.0	ST1061	9.01

STANDARD BOLT GALV. w/SPLINT

steel



Code	Kg	Art.no.	£
Standard bolt with splint	0.3	ST1056	6.11

WHEEL

steel, adjustable with brake

compact rubber



Diam. x Height (mm)	Kg	Art.no.	£
38x600	15.0	ST1014	174.41
38x600 PVC plastic	13.5	RS1018	105.68
32x600	16.5	ST1012	174.32
32x600 PVC plastic	15.0	RS1017	166.11

ADJUSTABLE BASE JACK

steel



Diam. x Height (mm)	Kg	Art.no.	£
32x600	5.5	ST1001	22.21
38x600	4.8	ST1003	22.22
38x1000	6.3	ST1093	23.87

LIFT BRACKET



Code	Kg	Art.no.	£
Wheel	2,7	ST1017	156.42
Shackle steel	0.4	ST1055	13.26
Bracket steel	8.0	ST1015	58.53
Bracket aluminium	4,2	ST1009	76.82

PLASTIC FLOOR - load class 5

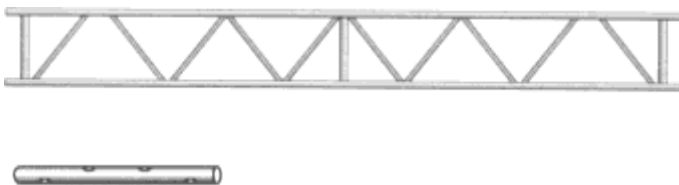
reinforced plastic



Code	Kg	Art.no.	£
Plastic floor	8.5	ST2003	53.68

ALU BEAM

aluminium



Length (m)	Kg	Art.no.	£
8.24	34.4	R50800	330.21
6.24	26.4	R50600	286.32
5.24	22.6	R50500	249.26
4.24	18.8	R50400	210.42
Joint pin	2.2	R50000	10.74

BEAM END

steel



Height (m)	Kg	Art.no.	£
Beam end	6.9	ST1113	48.74

TOOLBOX

aluminium



Length (m)	Kg	Art.no.	£
1.00	4.4	ST2060	121.58
0.50	2.6	ST2061	76.63

SCAFF CON HOLDER AND CARD

plastic



Code	Kg	Art.no.	£
Holder	0,1	ST1076	7.47
Card	0,1	ST1077	4.32